

DRIVER INFO

V1/02-09-25



ROTAX

RMC

GRAND FINALS

BAHRAIN

SAKHIR

NOV 29–DEC 06, 2025



Supported by:



© 2025 BRP-Rotax GmbH & Co KG. All rights reserved. ® and TM and the BRP logo are trademarks of Bombardier Recreational Products Inc. or its affiliates. All other trademarks are the property of their respective owners.



WELCOME TO THE RMC GF

WOHOO, YOU DID IT!



Congratulations! As one of the **top drivers** in your category, **you've earned your place** at the pinnacle of the Rotax Karting season. **Welcome** to the **Rotax MAX Challenge Grand Finals!** This thrilling event will take place at the **Bahrain International Karting Circuit** from **November 29 to December 06, 2025.**

BRP-Rotax, along with its dedicated partners, celebrates your remarkable achievement and fully supports you in Bahrain. **We're sending you all our best wishes for success and an unforgettable experience** at this grand kart racing showdown.

Enjoy your adventure in this mesmerizing Kingdom!



CONTENT

OVERVIEW OF TOPICS

Paddock Plan	4
1. REGISTRATION	5-11
Registration Process Overview	
1.1. Online Registration	6
1.2. Required Documents	6-9
1.3. Global App & Internet Connection	10
1.4. Registration on Site	11
2. EQUIPMENT	12-15
2.1. What will be provided for the Event	
All Drivers	12
Combustion Karts	13
Electric Karts	14
2.2. Personal Equipment provided by the Driver (All Drivers)	15
2.3. Weighing Process	16
3. TRACK INFORMATION	17
4. PARTNERS, SPONSORS	18
5. TRAVEL/TOURIST INFORMATION	19
6. DRIVER CHECKLIST	20

UPDATES, SPORTING & TECHNICAL REGULATIONS AND ALL OTHER INFORMATION ARE AVAILABLE ON OUR WEBSITE AT [GRANDFINALS.ROTAX-RACING.COM](https://grandfinals.rotax-racing.com)

TIME SCHEDULE IS AVAILABLE ONLINE ON OUR WEBSITE



PROVISIONAL
PADDOCK PLAN

Slight changes may occur during the setup of the event. The latest paddock plan will be available on site in Bahrain.

- 1 Drivers Tent

2 Rotax Club (1st Floor)

3 Grand Stand

4 Podium

5 Merchandise/Spare Parts

6 Chassis Partners

7 Rotax Workshop

8 Sporting Check-In/Briefing

9 Stewards/Race Office

10 Parc Fermé

Scruteneers (Ground Floor)

Press Room (1st Floor)

Rotax Office (1st Floor)

Grand Stand (2nd Floor)

11 Exhibition Area

12 Cashless Booth

13 Customer Support

Toilet

First Aid

Customer Restaurant

Food Trucks











REGISTRATION

OVERVIEW OF REGISTRATION PROCESS

1. REGISTRATION PROCESS

To guarantee a smooth registration process, we kindly ask you to take the following 4 steps:

	SUBJECT	LOCATION	TOPICS	BRIEF DESCRIPTION
1	 ONLINE REGISTRATION	 AT HOME	Online Registration EDIT-Code Internet Connection Commentators Sheet Rotax Global App	<p>Register online and receive a confirmation email with all necessary documents and information (EDIT Code, link to sign).</p> <p>Lines are open:</p> <p>Sept. 8th – Oct. 15th, 2025</p> <p>Please also complete the commentators sheet and install the Rotax Global App on your smart-phone, which is mandatory for the event.</p>
2	 DOCUMENTS	 AT HOME	Driver License Entrant License Starting Permission Entry Form	<p>Sign the prefilled entry form electronically by clicking on the link in your confirmation email. If necessary, prepare the starting permission and upload it along with your driver/entrant licenses.</p>
3	 GLOBAL APP	 AT THE TRACK	Internet Connection Rotax Global App	<p>We recommend to install the global app already at home (see page 10). There will be no WiFi provided at the paddock. You need a local SIM Card to run the Global App (several providers are offering SIM-Cards and eSIM at the airport).</p>
4	 REGISTRATION ON SITE	 AT THE TRACK	Sporting Check-In	<p>The Sporting Check-In on site will be held</p> <p>Friday, Nov. 28th, 2025 10.30 – 16.30</p> <p>Saturday, Nov. 29th, 2025 08:45 – 15.30</p> <p>Make sure you logged-in the Global App.</p> <p>Don't forget to bring your passport, licenses and starting permission (if necessary) with you.</p>



REGISTRATION

DETAILS FOR REGISTRATION PROCESS

1.1. ONLINE REGISTRATION

All qualified drivers must register online at <https://www.rotax-ems.com/brp> till the deadline.

The link is also available on the [RMC GF Website](#) - just click the **REGISTER ONLINE** button on the Startpage.

Get the password to enter the online registration through **your national Rotax Distributor**.

PREPARE FOR YOUR ONLINE REGISTRATION:

- Your Personal Data and those of your Entrant
- Your Passport number
- Your driver License number
- Your personal Transponder number*
- Your Entrants License number
- Picture of Driver License and Entrant License (jpg, max. 1MB)

* Only for Combustion categories (have to bring their own transponder).
Details about accepted transponders are available on page 15.

After the registration, you will receive a **confirmation email** with all required documents. See chapter 1.2. how to treat these documents.
The confirmation email also contains your **personal EDIT-code**.

1.1.1.1. EDIT-CODE

With your personal **EDIT-Code** you can:

- modify your data, if necessary
- fill up the commentator's sheet
- login to the Rotax Global App (details in chapter 1.3.)

Save a screenshot of the code for later usage

1.1.1.2. COMMENTATORS SHEET

Fill in the commentator sheet with your personal information. It is not mandatory, but if you do not enter anything, the commentator at the track will have nothing to talk about you.

Modification of your personal profile (curriculum vitae) is possible at any time in the EMS online registration System under <https://www.rotax-ems.com/brp> whenever you want.


RMC Grand Finals

Hallo [REDACTED],

Thank you for your registration. Your data have been saved for further processing. Please print out this confirmation and bring it to the registration on-site.

Here is your personal EDIT code which you need for various functions. Keep it safe and do not give it to unauthorized persons.

[REDACTED]



You can modify or [REDACTED] your registration yourself. However, [REDACTED] have already been signed become invalid. Therefore be signed again.

MODIFY REGISTRATION

You - if applicable also your entrant and legal representative - can easily sign the entryform electronically at home (touchscreen recommended).

SIGN FORM

You can download and print the pre-filled (and signed) entryform for your records.

DOWNLOAD FORM

The enclosed attachments contain important information about the event. Please read them carefully and take all necessary actions.



REGISTRATION

DETAILS FOR REGISTRATION PROCESS

1.2. DOCUMENTS

1.2.1. DRIVER LICENSE

It is mandatory to have a valid national or international karting license (depending on the categories) for 2025!

Bring the **ORIGINAL LICENSE** to the Sporting Check-In on site.

▪ 125 MICRO MAX

Minimum Age: Driver must have his/her **8th** birthday during the year of the event
Maximum Age: Driver cannot have his/her **12th** birthday after the year of the event.
Must hold a valid National Karting License and a Starting Permission issued by the responsible ASN.

▪ 125 MINI MAX

Minimum Age: Driver must have his/her **10th** birthday during the year of the event
Maximum Age: Driver cannot have his/her **14th** birthday after the year of the event.
Must hold a valid International Karting License Grade G or a National Karting License (with Starting Permission) issued by the responsible ASN.

▪ 125 JUNIOR MAX

Minimum age: Driver must have his/her **12th** birthday during the year of the event. Maximum age(*): Driver cannot have his/her **15th*** birthday after the year of the event.
Must hold an International Karting License Grade G issued by the responsible ASN. An International entrant license is required.

*A driver having his/her 15 th birthday in the year of the event can participate if he/she holds a weight derogation approved by the CIK/FIA to hold a valid International G Karting License, and it is placed on the official CIK/FIA list for special license holders.

▪ 125 SENIOR MAX

Minimum Age: Driver must have his/her **14th*** birthday during the year of the event.
Must hold a valid International Karting License Grade F or E issued by the responsible ASN. An International entrant license is required.

*If a driver is **14 years old during the year** of the event, he/she must hold a valid International karting license grade F according to CIK/FIA International driver license for karting drivers and code of driving conduct, article 3.4.2.

ALL DRIVERS AND ENTRANTS MUST HOLD A LICENSE ISSUED BY AN ASN, AFFILIATED TO THE FIA



IMPORTANT:

Drivers under the age of 18 (at the time of the event) **cannot be** their own entrant.

Those drivers **must have an entrant with a license.**

You must hold a Valid license for 2025!



REGISTRATION

DETAILS FOR REGISTRATION PROCESS

▪ 125 MAX DD2

Minimum Age: Driver must have his/her **15th** birthday during the year of the event.
Must hold a valid International Karting License Grade E issued by the responsible ASN. An International entrant license is required.

▪ 125 MAX DD2 MASTERS

Minimum Age: Driver must have his/her **32nd** birthday during the year of the event. Must hold a valid International Karting License Grade E issued by the responsible ASN.
An International entrant license is required.

▪ E20 SENIOR

Minimum Age: Driver must have his/her **14th*** birthday during the year of the event.
Must hold a valid National License or International Karting License Grade F or E issued by the responsible ASN.
An entrant license is required, subject to the Driver's license.

*If a driver is **14 years old during the year** of the event, he/she must hold a valid National License or International Karting License grade F according to CIK/FIA International drivers licenses for karting and code of driving conduct, article 3.4.2.

▪ E20 MASTERS

Minimum Age: Driver must have his/her **32nd** birthday during the year of the event.
Must hold a valid National License or International Karting License Grade E issued by the responsible ASN.
An entrant license is required.

ALL DRIVERS AND ENTRANTS MUST HOLD A LICENSE ISSUED BY AN ASN, AFFILIATED TO THE FIA



IMPORTANT:

Drivers under the age of 18 (at the time of the event) **cannot be** their own entrant.

Those drivers **must have an entrant with a license.**



REGISTRATION

DETAILS FOR REGISTRATION PROCESS

1.2.2. ENTRANT LICENSE

International categories (Junior MAX, Senior MAX, MAX DD2, MAX DD2 Masters)

Entrants must hold a valid International Entrant (Competitor) License which will be issued by your National Karting Federation (ASN) affiliated to the FIA.

It has to be brought with you to the Sporting Check-In on site.

National categories (Micro MAX, Mini MAX, E20 Senior, E20 Masters)

Entrants must hold a valid International, or National Entrant (Competitor) License, which will be issued by your National Karting Federation (ASN) affiliated to FIA.

All Entrants holding a National Karting License must also have a Starting Permission issued by the responsible ASN in such form as they might deem convenient.

Bring your ENTRANT LICENSE with you to the Sporting Check-In at the event.

1.2.3. STARTING PERMISSION

A Starting Permission is mandatory for all drivers and entrants.

If not included in the license, the Starting Permission has to be brought as an **Original to the Sporting Check-In Office on site**. Additionally the Starting Permission (or the license if the Starting Permission is included) has to be **uploaded in advance before the event to the EMS Online Registration System**.

<https://www.rotax-ems.com/brp> use your personal **EDIT-Code**.

If the **Starting Permission** is **included** in your license, you have to **upload again your license** at this point.

1.2.4. ENTRY FORM

Download the already prefilled Entry Form using the link „**DOWNLOAD FORM**“ in the confirmation email and check the correctness and completeness.

If necessary, modify your data using the link „**MODIFY REGISTRATION**“ in the confirmation email. To get access you will need your personal **EDIT-code**.

After this, the entry form must be signed electronically by all required persons (Driver, Entrant, Guardian) using the link **SIGN FORM** in the confirmation email. If a person is not at hand, simply forward the email to the appropriate destination.



IMPORTANT:

If you change any content of the Entry Form **AFTER** signing, all persons involved will have to sign again!



REGISTRATION

DETAILS FOR REGISTRATION PROCESS

1.3. ROTAX GLOBAL APP

The **Rotax Global App** is the main communication channel and therefore **MANDATORY** for all drivers and entrants.

Download the App named **ROTAX GLOBAL** from the **App Store** or **Google Play** and select RMC Grand Finals from the list of championships.

Although the App is self-explanatory a **detailed user guide** can be found under <https://grandfinals.rotax-racing.com/drivers-information> A setup guide for iOS and Android is attached to your confirmation email.



Connect to Apple Store

1.3.1. INTERNET CONNECTION

No WiFi is provided in the paddock (only the Rotax Club has a WiFi connection).

Please **check for a local SIM Card or eSIM at the airport** or **buy an eSIM in advance** through third party APPs on your phone (see page 5).



Connect to Google Playstore

You need internet connectivity to run the **Rotax Global App** which is **mandatory for the drivers**.

1.3.2. ROTAX GLOBAL APP LOGIN

Start the **Rotax Global App** and select RMC Grand Finals from the list of championships if not already done.

▪ DRIVERS

Login to the **Rotax Global App** using your personal **EDIT-Code**. Please note that it is your responsibility to make sure that you are logged in and online throughout the whole event.

▪ ENTRANTS

If it is the first time using the **Rotax Global App**, you must register



IMPORTANT:

ONLY ONE PERSON can be logged in with the **EDIT-Code at the same time!** If you are logging in on another device, the existing device will be logged out.

NOTE:

If you want to only receive notifications from a special driver, add the driver by entering his name (optional), starting number (kart number) and category (class).

If you want to receive and to confirm notifications on behalf of a driver, add the driver using his personal **EDIT-Code** instead.



SPORTING CHECK-IN

DETAILS FOR ON-SITE PROCESS

1.4. SPORTING CHECK-IN ON SITE

Make sure that **you have all documents ready** for the Sporting Check-in to avoid more waiting time.
Start the GlobalApp before you go to the Sporting Check-In.

Sporting Check-in office will be **located in the Small Dome at the event area.**

No WiFi is provided in the paddock (only the Rotax Club has a WiFi connection).
Please **check for a local SIM Card or eSIM at the airport** or **buy an eSIM in advance** through third party APPs on your phone (like Airalo, Holafly, Ubigi, Alosim, Usims...etc)

Depending on the situation on site, we will make use of our **Ticketing System** to **avoid gatherings** of people in front of the Check-In Office.

In this case please get your waiting ticket and return as soon as you are notified to proceed by Push Notification via the Rotax Global App or on the screen.



KEEP IN MIND:

If you loose your Drivers card or Mechnic card, go to the customer support office and ask for a new card.
A new card will be issued to the fee of € 30,-

OFFICIAL DRIVER SPORTING CHECK-IN:

Friday, Nov. 28, 25
10:30 – 16:30

Saturday, Nov. 29, 25
08:45 – 15:30

KEEP IN MIND:

Wristbands to enter the venue are mandatory to be used at all times by all visitors and participants during the event. Please state the needed number of wristband during your Sporting Check-In.

IMPORTANT: LIVE STREAM PICTURE

Please wear your **national team Shirt** or your **RMCGF Racesuit**
The photographer is located near the registration desks.
Photos are taken only during the Sporting Check-In.
No other time-slots will be available!

2. EQUIPMENT

2.1. WHAT WILL BE PROVIDED FOR THE EVENT

2.1.1. FREE OF CHARGE FOR EVERY DRIVER (AT SPORTING CHECK-IN)

- 1 x Driver ID card, lanyard + wristband with RFID Chip for the scale (weighing station in Parc Fermé)
- 1 x Mechanic ID card, lanyard
- 1 x personal sticker set for the race kart (starting numbers, name & country flag)
- wristbands for all companions (as stated on page 11)

2.1.2. DRIVERS WILL RECEIVE FREE OF CHARGE, ON A LOAN BASIS (IN THE Paddock)

- Assigned spot in the driver's tent, marked with a personal driver board. It is **NOT ALLOWED to change the location**.
- Table
- Two chairs
- One connection to electricity which must not be placed on the floor.

2.1.3 EVERY DRIVER WILL HAVE ACCESS TO (SERVICE PARK)

- Compressed air to inflate the tires
- Tire bead breaker
- Containers with water for tire leakage test

DRIVER WRISTBAND IS MANDATORY

and has to be used from the first NQ-Practice until the end of the event (please read Sporting regulations, Article 19).



IMPORTANT NOTICE DRIVER WRISTBAND FOR SCALE

At the RMC GF 2025, the kart and the driver weight will be registered and recorded by digital means. During the Sporting Checks, the **Driver receives a wristband with an RFID chip**, which identifies the Driver during the weighing process.

It is the Driver's responsibility to **wear this wristband** during the event as from the **Non Qualifying Practice 1 till the Final**. If lost or forgotten, **a replacement wristband will cost 25 EUR** to be paid and validated at the Customer Support Office.

More Infos on Rules and Penalties are available in the Sporting Regulations Article 19.

NOTE:

Download the latest **Sporting and technical regulations** on our website clicking [here](#)



2.1.4. FREE OF CHARGE, ON A LOAN BASIS (FOR THE EVENT PERIOD)

- **Complete chassis** with engine and engine accessories
- **Seat** for the chassis (driver can select between different available sizes)
- **Rims** for dry tires
Rims for wet tires and wet tires will be handed out in time in case of high risk of rain only
- **Trolley** for the chassis
- **Toolbox** with all standard tools for chassis- and engine setup
- **Battery charger** with connector for local electrical network
- **Lead** in different sizes with screws, washers and nuts.
The use of private owned lead brought for the event is allowed (CIK regulations for fixation of lead apply)
- Optional allowed front sprockets/MAX and optional allowed primary drives/DD2 (see RMC GF Technical Regulations)
- Optional allowed main jets for the carburettor (see RMC GF Technical Regulations)
- Long hubs for wet conditions

2.1.5. CONSUMPTION GOODS FREE OF CHARGE (FOR THE EVENT PERIOD)

- **All tires** (see RMC GF Technical Regulations)
- **Pre-mixed fuel** (see RMC GF Technical Regulations)

Service products:

1 x brake cleaner	1 x multi cleaner
1 x visor cleaner	1 x chain lube (Micro MAX, Mini MAX, Junior MAX and Senior MAX only)

2.1.6. RETURN OF EQUIPMENT AFTER EVENT

All equipment provided for the event on a loan basis must be returned in appropriate and clean condition (except tires and consumables).

- Chassis with engine, trolley, battery charger and optional gear ratios must be returned according to the **“Return Instruction” of the respective chassis manufacturer**. Slick and/or wet **tires must be dismantled** from the rims.
- **Radiator** must be drained from water.
- **Carburettor** must be drained from fuel. - Please use the **designated fuel containers (marked)** to empty the carburettor.
- **Lead must be returned with screws, washers and nuts** in the same condition as provided (cutting of lead is not allowed).
- **Toolbox** must be returned with all tools included as provided.

ONLY COMBUSTION



Click here
to download
the sporting
and technical
regulations

NOTE:

Any item provided on a loan basis for the event which **will not be returned as requested or has been damaged**, will be charged with a **corresponding fee**.
The driver is also responsible for all damages caused by a race accident.



EQUIPMENT E20 E-KART

PROVIDED EQUIPMENT FOR ELECTRIC KARTS

2.1.4. FREE OF CHARGE, ON A LOAN BASIS (FOR THE EVENT PERIOD)

- **Complete chassis**, including data logging system with electric powertrain and batteries
- **Seat** for the chassis
(driver can select between different available sizes)
- **Rims** for dry tires // **Rims for wet tires and wet tires** will be handed out in time in case of high risk of rain only
- **Trolley** for the chassis
- **Toolbox** with all standard tools for chassis- and engine setup
- Battery charger and power supply is included along with a work table and awning.

2.1.5. CONSUMPTION GOODS FREE OF CHARGE (FOR THE EVENT PERIOD)

- **All tires** which will be used during the event
(see RMC GF Technical Regulations)

Service products:

1 x brake cleaner 1 x multi cleaner
1 x visor cleaner

2.1.6. RETURN OF EQUIPMENT AT THE END OF THE EVENT

All equipment provided for the event on a loan basis must be returned in appropriate and clean condition

- **Chassis** should be returned fully assembled including seat.
- **Slick and wet tires** have to be **dismounted** from rims.
- **Lead must be returned with screws, washers and nuts** in the same condition as provided at the beginning of the event (cutting of lead is not allowed).

ONLY ELECTRIC



NOTE:

Download the latest
Sporting and technical
regulations on our
website clicking [here](#)



2.2. PERSONAL EQUIPMENT PROVIDED BY THE DRIVER

- **Personal race gear**, race suit (preferable in the respective country colours), helmet, karting body protection, shoes and gloves must **comply with actual CIK requirements (CIK/FIA Technical regulation article 7)**. Visors must feature the logo of the manufacturer and the production date.
- Personal **tire pressure gauge**
- Personal **battery drill**
- **Personal tools** you are used to working with (e.g. wheel alignment gauge, fixation tool for the starter gear...).



NECK PROTECTORS & KARTING BODY PROTECTION

Rotax 125 Micro MAX, Mini MAX

It is **MANDATORY** for drivers to use a neck protector and a rib protector or a FIA homologated Karting body protection (highly recommended)

Rotax 125 Junior MAX, Senior MAX and MAX DD2, DD2 Masters, E20 Senior and E20 Masters:

It is **MANDATORY** to use a FIA homologated Karting body protection

2.2.1. TRANSPONDERS

Transponders of AMB/MYLAPS are allowed at the Rotax MAX Challenge Grand Finals:

- MYLAPS classic transponder
- MYLAPS FLEX transponder
- MYLAPS X2 Transponder Kart
- AMB TranX 160
- AMB TranX 160 with battery

ONLY COMBUSTION CATEGORIES:

- Personal data acquisition system (see RMCGF technical Regulations)
 - Personal transponder with mounting bracket
- The **personal transponder ID is required for the online registration**

ONLY ELECTRIC CATEGORIES:

The transponders for the electric categories will be provided to the drivers and handed out at the E-Kart Area in the Drivers Tent.

ALL CATEGORIES:

The mounting position and when the transponder must be mounted and in operation is defined in the RMCGF sporting regulations.

The driver is responsible for the timely charging of the transponder to assure a faultless function during the event.



TEAM CLOTHING & RACE SUITS

During the whole period of the event, **drivers, mechanics and the teams are NOT ALLOWED** to expose any brands on their race gear and clothing which are competing with the brands **BRP, Rotax, Mojo, XPS, Dell'orto, BirelArt, Praga and Sodikart**.

Details are given in the [Sporting regulations](#) Article 26



EQUIPMENT **ALL DRIVERS** DRIVER WRISTBAND FOR WEIGHING STATION

2.3. WEIGHING PROCESS AT THE RMCGF 2025

These rules are mentioned in the RMC Grand Finals 2025 Sporting Regulations, Article 19, and are valid for all categories - Micro MAX, Mini MAX, Junior MAX, Senior MAX, MAX DD2, MAX DD2 Masters, E20 Senior and E20 Masters.

2.3.1. At the RMCGF 2025, the kart and driver weight will be registered and recorded by digital means.

2.3.2. During the sporting checks, the driver will get a wristband with an RFID reading system, which identifies the Driver during the weighing process.

2.3.3. It is the driver's responsibility to wear this wristband during the event as from the Non Qualifying Practice 1 till the Final. If lost or forgotten, a replacement wristband will cost €25, to be paid and validated at the Customer Support Office.

2.3.4. RFID wristband Reading System Operation

- The driver must position himself and the kart on the scale.
- Pass close (about 20 cm) to the RFID reader with the arm where the wristband is located.
- The system will identify the driver's name, starting number and the category. The weight of the kart and driver will be shown on the display and will be always registered in the system.

2.3.5. Rules for the use of the wristband during the event

- The wristband is personal, non-transferable and must be worn by the Driver from the Non-Qualifying Practice 1 until the end of the event, including the warm-up sessions.
- The use of the wristband will be controlled at the entrance to the Assembly Park.
- If a **Driver fails to present the wristband on his/her wrist at the entrance** to the Assembly Park, he will incur on the following penalties:
 - ➔ During the Non-Qualifying Practice sessions and Warm-up's :
the Driver will not be allowed to participate in the respective NQP or Warm-up.
 - ➔ During the Qualifying and Races :
the Driver will be allowed to enter the Assembly Park and participate in the Qualifying / Race and to complete the entire weighing process.



IMPORTANT NOTE PENALTIES FOR FAILS AT THE SCALE

However, if the Driver fails to present himself at the scale without the wristband, and after a report from the Scrutineers, one of the following penalties will be applied:

- If this is the first time, the Stewards will apply a fine of €150, regardless of whether or not it has been classified in the Qualifying or race.
- In case of a repeated offense, a 10 second penalty will be applied to the final classification of the respective race.
- In case of a third offense, the Driver will be disqualified of the respective race.

d) These penalties are not subject to appeal.



TRACK INFO

SHORT INTRODUCTION OF THE TRACK

3. TRACK

Welcome to the Bahrain International Karting Circuit (BIKC), a world-class racing facility that will host the Rotax MAX Challenge Grand Finals this year. Nestled within the Kingdom of Bahrain, this circuit is a true gem of the motorsport world, combining cutting-edge technology with a captivating atmosphere.

With its state-of-the-art facilities and a challenging layout, the BIKC has become a favorite among karting aficionados and a coveted destination for international racing events.

It was inaugurated in 2012 at the occasion of the Formula 1 Gulf Air Bahrain Grand Prix. The track was built to complement the existing motorsport infrastructure in Sakhir in providing a destination which could be enjoyed by adults, families and children alike, both for leisure activities and competition.

The BIKC spans an impressive 1.414 km and features an unique combination of long straights, technical corners, and elevation changes that provide a thrilling experience for drivers of all skill levels. Whether you are a seasoned racer or just starting your karting journey, this track offers a dynamic and exciting challenge.

Thanks to the state-of-the-art floodlight system, the BIC made history as the worldwide only venue (at time of its opening) that was homologated to host international events at night.

DETAILS OF THE TRACK

1.414 metres long / 14 turns

24 hours races and night races possible through floodlights

Address BIC: Gate 255, Gulf of Bahrain Avenue Umm Jidar,
Sakhir 1062, Bahrain

Visit the Website of BIC:

<https://www.bahraingp.com/karting/>



PRACTICE BAN

For the participants of the
RMC Grand Finals 2025, the
PRACTICE BAN WITH RACE

KARTS on the RMCGF race
track **starts on**

November 1st, 2025



PARTNERS & SPONSORS

SPECIAL THANKS FOR THE SUPPORT

4. PARTNER & SPONSORS

Our partners and sponsors who support us for the RMC Grand Finals 2025



STAY UP TO DATE:

FIND MORE DETAILS AND LATEST NEWS
ON OUR WEBSITE:

[GRANDFINALS.ROTAX-RACING.COM](https://www.grandfinals.rotax-racing.com)

5. TOURIST INFORMATION

The Kingdom of Bahrain is a fascinating place with ancient UNESCO World Heritage sites which rub up against still-bustling bazaars and carpet shops while skyscrapers define the mosque-studded skyline. This captivating island nation blends ancient traditions with modern aspirations. Discover rich history, breathtaking landscapes, and warm Arabian hospitality.

[More details and pictures are available on our website](#)

5.1. VISA

All travelers who want to enter the Kingdom of Bahrain need a Visa except citizens of GCC. Click on the links below for more information how to apply for Visa and how to register with the eVisa Service.

[Bahrain Visa information](#)

5.2. CUSTOMS CLEARANCE

There are strict import regulations in Bahrain for electronic and technical equipment (eg cameras, radios, drones ... and many more) as well as for other goods. Click on the link below for more details.

[Kingdom of Bahrain Customs Affairs](#)

5.3. ELECTRIC PLUG

For Bahrain the associated plug type is G, which is the plug that has three rectangular pins in a triangular pattern. Bahrain operates on a 230V supply voltage and 50Hz.

5.4. HOTEL BOOKINGS & RENTAL CARS

Directly contact the Bahrain International Circuit (BIC) for hotel reservations, rental car bookings or for booking touristic activities as the BIC has cooperations with local companies and will support you. A

list of hotel recommendations is available on our [website](#).

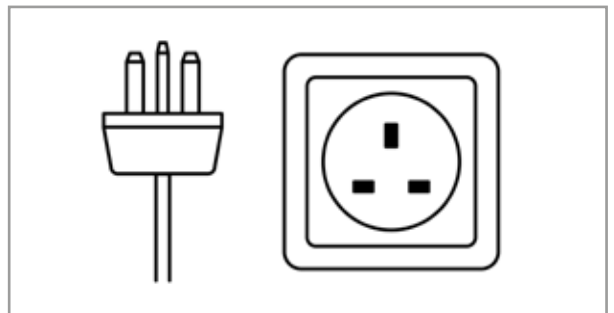
5.4.1. **For hotel reservation** please send your data

- name
- rooms needed
- date of arrival and date of departure
- name of your preferred hotel from the list
- with the note „Rotax Grand Finals“

to **Marita Liwanag** (m.liwanag@bic.com.bh).

5.4.2. **Same procedure** is effective for **rental car bookings**.

Instead of the hotel name please note your preferred car type (Compact, SUV, Minivan etc..).



REMINDER

Updates or any news, will be published on our Website.

grandfinals.rotax-racing.com



DRIVER CHECKLIST

1. TRAVEL PREPARATION

- ☐ If needed: VISA Application
- ☐ If you need an Invitation Letter please directly contact sara.deruwe@brp.com
- ☐ Passport
- ☐ Flight ticket, Credit Card
- ☐ Check Car license requirements for rental car in Bahrain
- ☐ Type G electrical plug adapters (Drivers Info pt 6. Tourist Information)


2. GET PREPARED FOR SPORTING CHECK-IN

- ☐ Download the Rotax Global App (MANDATORY)
- ☐ Driver must be logged in the Global App with the EDIT Code (see registration email)
- ☐ Check if all your Driver and Entrant data are correct in the EVA-System
- ☐ Sign all the documents (link in registration email)
- ☐ Upload the License (Driver plus Entrant)

3. REQUIRED DOCUMENTS FOR SPORTING CHECK-IN

- ☐ Valid Passport of Driver and Legal Entrant Representative
- ☐ Valid Driver and Entrant license
- ☐ Starting permission
Please check the details in the Driver Info (pt 1.2.3. Starting Permission)
- ☐ Transponder

4. DON'T FORGET

- ☐ Helmet, Gloves, Race overall ...
(please also check the [Drivers Info 2.2. Personal Equipment](#))
- ☐ Sunscreen 
- ☐ Turn off the mobile data on your phones!
- ☐ Buy a SIM-Card or eSIM when arriving in Bahrain
(no WiFi available in the Drivers Tent or the Paddock)

Please note: Please note: this list does not claim to be complete. It should just be a supportive reminder for your travel arrangements.