

# VAI, RACERS, VAI!



**Attention!**  
Read this document  
carefully as there are  
relevant changes com-  
pared to the previous  
years.

## DRIVER INFORMATION

**ROTAX MAX CHALLENGE  
GRAND FINALS 2018**

CONDE - PARAÍBA, BRASIL / Nov 24 - Dec 1



[www.rotax-kart.com](http://www.rotax-kart.com)



# CONTENT

1. REGISTRATION .....	3
1.1. Online Registration .....	4
1.2. Documents .....	5
1.3. Check-In .....	7
1.4. Registration on Site .....	8
2. EQUIPMENT .....	9
2.1. What will be provided for the Event .....	9
2.2. Personal Equipment provided by the Driver .....	11
3. TRACK .....	12
4. TRAVEL INFORMATION .....	13
4.1. Country Information .....	13
4.2. Entry Information / Visa .....	14
4.3. Hotel Recommendation .....	14
4.3. Shuttle Service .....	14
5. SERVICES .....	15
5.1. Rotax Club .....	15
5.2. Merchandising Shop .....	16
5.3. Rental Cars .....	16
5.4. Prepaid Phonecards .....	16
6. PARTIES .....	17
6.1. Welcome Party .....	17
6.2. Drivers Party .....	17
7. CONTEST .....	18
7.1. Team Contest .....	18
7.2. MOJO Tyre Contest .....	18
8. PARTNER & SPONSORS .....	19
8.2. Ohlo do Tempo .....	19
8.3. Thank you to our Partners & Sponsors! .....	19
9. FOLLOW THE RACE .....	20
9.1. Draft Time Schedule (Overview) .....	20



## Congratulations,









as one of the best drivers in your category, you have qualified for the most prestigious kart race in the world – the ROTAX MAX CHALLENGE GRAND FINALS, taking place in Conde / Brazil from

**Nov. 24<sup>th</sup> – Dec. 01<sup>st</sup>, 2018.**

It is the highlight of the race season and on behalf of BRP-Rotax and all its partners we wish you great success and lots of fun in Brazil.

## 1. REGISTRATION

To guarantee a smooth registration process, we kindly ask you to take the following **4** steps:

STEP	SUBJECT	LOCATION	TOPICS	BRIEF DESCRIPTION
1.1.	 ONLINE REGISTRATION	 AT HOME	Online Registration EDIT-Code Rotax WiFi Commentators Sheet Rotax Global App	Register online and receive a confirmation email with all necessary documents and informations. Lines are open:  <b>Sept. 1<sup>st</sup> – Nov. 03<sup>rd</sup>, 2018</b>  Fill up the commentators sheet and install the Rotax Global App on your smartphone.
1.2.	 DOCUMENTS	 AT HOME	Passport Driver License Entrant License Entry Form Starting Permission	Prepare your documents and bring them to the event along with your passport and licenses.
1.3.	 CHECK-IN	 AT THE TRACK	Entry to event site Rotax WiFi Ticketing	<b>New: Get entry passes at pre-registration office up on arrival to be allowed to enter the event site.</b>  Connect your smartphone to the Rotax WiFi, login the Rotax Global App.  Visit the check-in counter at the track to get your ticket with your registration number.
1.4.	 REGISTRATION ON SITE	 AT THE TRACK	Registration	The Driver Registration on site will be held  <b>Saturday, Nov. 24<sup>th</sup>, 2018 08:30 am – 04:00 pm</b>  Proceed to the registration office when you are notified via the Rotax Global App



## 1.1. Online Registration

All qualified drivers must register online at <https://www.eva-ems.com/brp> in advance. Alternatively, you may tab the Grand Finals 2018 register button on the Rotax Homepage. The required password to enter the online registration will be provided by your national Rotax Distributor. Lines are open:

**Sept. 1<sup>st</sup> – Nov. 03<sup>rd</sup>, 2018**

For your online registration please prepare:

- Personal data of driver and entrant
- Driver passport number
- Driver license number
- Personal transponder number\*
- Entrant (competitor) license number
- Driver portrait picture (jpg, max. 1MB)
- Licenses picture (jpg, max. 1MB), optional


\* It is mandatory to have your own transponder. If you don't have yet, please visit the Rotax website how to order it.

After a successful online registration, you will receive a confirmation email with all required documents attached it also contains your personal EDIT-Code and the Rotax WiFi data.

### EDIT-CODE

This is your personal EDIT-Code (as a string and QR) which you will need to:

- fill up the commentator's sheet
- login to the Rotax Global App
- modify your data, if necessary
- download your entry form, if necessary



### ROTAX WIFI

There are two access data pairs (one for you and another one for your entrant) each consisting of name and password which you can use to connect to the free Rotax WiFi on site. A setup guide for iOS and Android is contained in the attachments of your confirmation email.

### COMMENTATORS SHEET

As soon as you have received your personal EDIT-Code, you may enter and modify your personal profile (curriculum vitae) online at <https://www.eva-ems.com/brp> whenever you want. It is not mandatory, but if you do not enter anything, the commentator at the track will have nothing to talk about you.

### MANDATORY ROTAX GLOBAL APP

The Rotax Global App is the main communication channel and therefore mandatory for all drivers and entrants. It is available for smartphones with iOS and Android operating systems. Download the App named ROTAX GLOBAL from the App Store or Google Play and select RMC Grand Finals from the list of championships. The App is self-explanatory. If necessary, a user guide can be found here.







## 1.2. Documents

If documents are missing or incomplete, you cannot participate at the event. The following documents have to be brought as an Original to the registration on site:

### DRIVER LICENSE

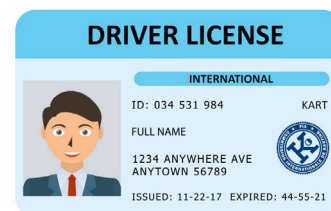
The National / International C-Grade License will be issued by your national karting federation. See also Class Dependent Document Requirements.

### ENTRANT LICENSE

The National / International Entrant (Competitor) License will be issued by your national karting federation. See also Class dependent Document Requirements.

#### Note:

*Drivers under the age of 18 at the time of the event must have an Entrant License on behalf of a parent or have to enter the Grand Finals with a team, which holds such a National / International Entrant License.*



### STARTING PERMISSION

The starting permission form is attached to your confirmation email. It can also be downloaded from the Rotax Homepage if necessary. The starting permission is mandatory for the following drivers:

- Drivers holding a national license.
- Drivers holding an International License from a country which is not mentioned thereon (see red text).

It must be signed and stamped by your national karting federation (ASN). After, a copy has to be send to [support.rmcf@brp.com](mailto:support.rmcf@brp.com) in advance. See also Class dependent Document Requirements.

#### Note:

*All other drivers do not need to do anything with this form.*

### ENTRY FORM

The Entry Form consists of 3 pages and is attached to your confirmation email. It is already personalized (prefilled) and can also be downloaded from the EMS Online Registration System if necessary.



### 1.2.1. Class Depending Documents Requirements

If documents are missing or incomplete, you cannot participate at the event. The following documents have to be brought as an Original to the registration on site:

#### 1.2.1.1. 125 MICRO MAX / 125 MINI MAX / 125 JUNIOR MAX

##### **DRIVER LICENSE**

Drivers must hold a valid **national** license (junior drivers may also hold an international license Grade C instead) issued by their national karting federation.

##### **ENTRANT LICENSE**

Entrants must hold a valid **national / international** License issued by their national karting federation.

##### **STARTING PERMISSION**

Foreign drivers who want to participate at the event must have a Starting Permission signed and stamped by their national karting federation if the driver license does not already include the Starting Permission for foreign countries.

*Note:*

*Read sporting regulations for more details.*

#### 1.2.1.2. 125 MAX / 125 MAX DD2 / 125 MAX DD2 MASTERS

##### **DRIVER LICENSE**

Drivers must hold a valid **international** license grade C issued by their national karting federation.

##### **ENTRANT LICENSE**

Entrants must hold a valid **international** license issued by their national karting federation.

*Note:*

*Drivers who are still under the age of 18 at the time of the event (and therefore do not have the legal capacity) cannot be their own entrant.*



## 1.3. Check-In

### 1.3.1. Pre-registration to enter the event site

Get your entry pass for you and your team members at the pre-registration office at the entrance to the event site.

### 1.3.2. BRP-Rotax WiFi Connection

You need Internet connectivity to run the Rotax Global App. If your smartphone is not already connected to the Internet via your own mobile network, you may connect to the free Rotax WiFi network.

#### DRIVERS

Search for the network named RMCGF-DRIVERS and connect to it using the corresponding access data you have received in the message body of your confirmation email.

#### ENTRANTS

Search for the network named RMCGF-ENTRANT and connect to it using the corresponding access data you have received in the message body of your confirmation email.

Only one device per driver/entrant can connect to the free Rotax WiFi at the same time. Do not use the Rotax WiFi for purposes other than running the Rotax Global App, otherwise your access will be locked.



### 1.3.3. BRP-Rotax Global App Login

Start the Rotax Global App and select RMC Grand Finals from the list of championships if not already done.

#### DRIVERS

Login to the Rotax Global App using your personal EDIT-Code if not already done. Please note that it is your responsibility to make sure that you are logged in and online throughout the whole event.

#### ENTRANTS

If it is the first time using the Rotax Global App, you must register yourself by entering your email address and a free definable password. If you are already registered, just login with your email address and password if not already done.

If you want to only receive notifications from a driver, add the driver by entering his name (optional), starting number (kart number) and category (class). If you want to receive and to confirm notifications on behalf of a driver, add the driver using his personal EDIT-Code instead.



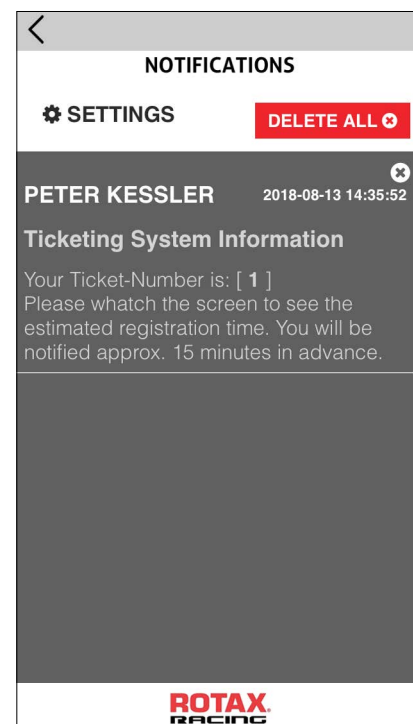
### 1.3.4. Registration Ticket Assignment

The person at the check-in counter will assign you a ticket number, which will be sent as a notification directly to your Rotax Global App.

The number in brackets [x] represents the position in the “Registration Queue”. You can always check your position and estimated registration time on a screen nearby the registration office.

*Note: The estimated registration time is permanently recalculated, therefore it may vary slightly depending on the average processing duration.*

However you may move freely within the WiFi area, since the App will notify you in time to proceed to the registration office. You don’t have to stay in the queue and wait any more, but please use the time to prepare your documents.



## 1.4. Registration on Site

Before proceeding to the registration office make sure that you have got all documents complete, correctly filled and signed, otherwise you cannot register.

### Official Driver Registration:

Saturday, Nov. 24<sup>th</sup>, 2018

08:30 am – 04:00 pm

When you are notified by the app, proceed to the race office area and watch the screen nearby. As soon as your ticket number turns up in green (see example), enter the race office immediately and take seat at any free counter. Then show your ticket number to the person in charge and the registration will start.

IN PROGRESS		NEXT CALLS		
		TNr	SNr/Name	Time
1 413 KESSLER P.	2 301 COURA T.	7	210 SCHULZ T.	15:51
		8	206 LAUER M.	16:01
		9	101 BERESWILL P.	16:11
		10	205 HASSDENTEUFEL	16:21
		11	212 WEIRICH M.	16:31
		12	412 SUTHAU S.	16:41
		13	209 RAPP P.	16:51
		14	203 BRANDT N.	17:01
		15	310 SCHAEFER S.	17:11
		16	204 ERNST A.	17:21
		17	104 KELLER P.	17:31
		18	102 DOERR M.	17:41
		19	211 STEFFES D.	17:51
		20	103 GEISS F.	18:01
		21	207 MAURER M.	18:11
		22	202 BELLIA J.	18:21

**Note:**

Late registrations are accepted only for a limited number of drivers who have asked for an exemption by email to [support.rmccgf@brp.com](mailto:support.rmccgf@brp.com) and who are holding a written confirmation from Rotax. See official, actual time schedule at the Rotax Global App.





## 2. EQUIPMENT

### 2.1. What will be provided for the Event

#### EVERY DRIVER WILL RECEIVE FREE OF CHARGE

(AT REGISTRATION ON SITE)

- 1 x driver ID card with personal photo + lanyard
- 1 x mechanic ID card + lanyard
- 1 x personal sticker set for the race kart (starting numbers, name, country flag)
- Paddock passes + lanyards for supporters
- Wristbands for Welcome- and Driver Party (numbers according to your online party registration)

#### DRIVERS WILL RECEIVE FREE OF CHARGE, ON A LOAN BASIS

(IN THE PADDOCK)

- Assigned spot in the driver's tent, marked with a personal driver board
- Half of a table
- Two chairs
- One connection to electricity which must not be placed on the floor.



*NOTE: The assigned spot must not be changed to any other spot!*

*NOTE: For safety reasons, the position of the tables must not be changed.*

#### EVERY DRIVER WILL HAVE ACCESS TO

(IN THE SERVICE PARK)

- Compressed air to inflate the tires
- Tire bead breaker
- Containers with water for tire leakage test
- A tire pole to store the set of tires in parc ferme.

#### PROVIDED TO DRIVERS FREE OF CHARGE, ON A LOAN BASIS

(FOR THE EVENT PERIOD)

- Complete chassis with engine and engine accessories
- Seat for the chassis, driver can select between different available seat sizes
- Rims for dry tires
- Rims for wet tires and wet tires will be handed out in case of high risk of rain only.
- Trolley for the chassis
- Toolbox with all standard tools for chassis- and engine setup.
- Lead in different sizes with screws, washers and nuts. The use of private owned lead brought for the event is allowed (CIK regulations for fixation of lead apply).
- Optional allowed front sprockets/MAX and optional allowed primary drives/DD2 (see RMCGF Supplementary Regulations).
- Optional allowed main jets for the carburettor (see RMCGF Supplementary Regulations)
- Battery charger with connector for local electrical network



## CONSUMPTION GOODS WILL BE PROVIDED TO DRIVERS FREE OF CHARGE

(FOR THE EVENT PERIOD)

- All tires which will be used during the event (see RMCGF Supplementary Regulations)
- Pre-mixed fuel (see RMCGF Supplementary Regulations)
- Service products: 1 x brake cleaner  
1 x multi cleaner  
1 x visor cleaner  
1 x chain lube (Micro MAX, Mini MAX, Junior MAX and MAX only)

## RETURN OF EQUIPMENT AT THE END OF THE EVENT

- All equipment provided for the event on a loan basis must be returned in appropriate and clean condition (except tires and consumables).
- Chassis with engine, trolley, battery charger and optional gear ratios must be returned according to the "Return Instruction" of the respective chassis manufacturer.
- Radiator must be drained from water
- Carburettor must be drained from fuel
- Lead must be returned with screws, washers and nuts in the same condition as provided at the beginning of the event (cutting of lead is not allowed).
- Toolbox must be returned with all tools included as provided at the beginning of the event.

*Note:*

*For any item which has been provided on a loan basis for the duration of the event and which will not be returned as requested or which has been damaged during the period of the loan, the driver will be charged with a corresponding fee. The driver is responsible for all damages caused by any race accident.*

***The distribution and return of the equipment is defined in the official event schedule.***





## 2.2. Personal Equipment provided by the Driver

- Personal race gear, race suit (preferable in the respective country colours), helmet, shoes and gloves must comply with actual CIK requirements (see **CIK Technical Regulations, item 3.2 Equipment Safety**).
- Personal transponder with mounting bracket must be provided for the event. The personal transponder ID is required for the online registration for the Rotax MAX Challenge Grand Finals.
- The mounting position as well as of when the transponder must be mounted and in operation is defined in the RMCGF Supplementary Regulations.
- The driver is responsible for the timely charging of the transponder to assure a faultless function during the event.
- Personal data acquisition system (see RMCGF Supplementary Regulations)
- Personal tire pressure gauge
- Personal battery drill (a limited number of battery drills, for the mounting of the seat only, will be available on site)
- Personal tools you are used to working with (e.g. wheel alignment gauge...).

### NOTE:

During the whole period of the event, drivers are not allowed to expose any brands at their race gear which are competing with the brands BRP, Rotax, Mojo, XPS, Dell'orto, Birel, Praga and Sodikart.

**Drivers are obliged to bring their own transponders.**

### OPTIONAL OFFER:

#### BUY YOUR TRANSPONDER

The company MYLAPS offers a special deal for the X2 transponder to all drivers qualified for the Rotax MAX Challenge Grand Finals.

# MYLAPS

## SPORTS TIMING

Find the deals under:

**<https://speedhiveshop.mylaps.com>**  
**Promotion Code: RMC1118CK**

### NOTE:

The promotion code will be active from September 15th to November 26th.







### 3. TRACK

#### CIRCUIT INTERNATIONAL PALADINO

The track was opened in 2016 and is the only kart track in Latin America approved by the FIA. Named after the fearless and brave knight, today it welcomes national and international drivers for high-speed competitions, fighting for their victory.

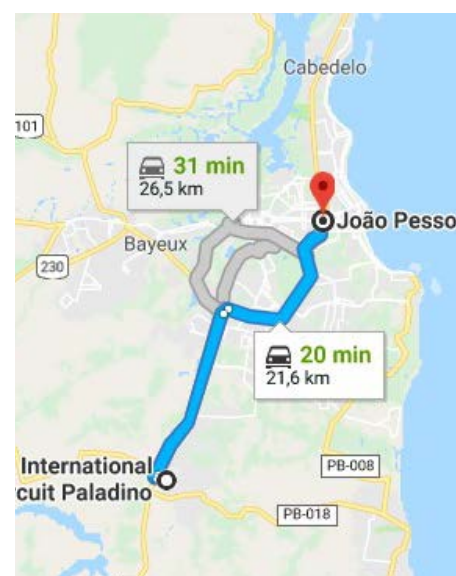
Paladino is surrounded by beautiful nature and is located less than 30 minutes from beaches like Ponta do Seixas, the most eastern cape of America and the capital city of Paraíba, João Pessoa.

More information:

[www.circuitopaladino.com.br](http://www.circuitopaladino.com.br)



<b>Length:</b>	1,280 metres
<b>Width:</b>	9 meters
<b>Altitude:</b>	70 meters above sea level
<b>Timing Loops:</b>	2
<b>Total Area:</b>	10 hectares
<b>Facilities:</b>	4 dressing rooms, restaurant, Bowling alley, kids area, etc.
<b>Adresse:</b>	International Circuit Paladino Conde – Paraíba / Brazil CEP: 58322000
<b>GPS:</b>	7° 15' 11.9" S    34° 55' 38.2" W







## 4. TRAVEL INFORMATION

### 4.1. Country Information

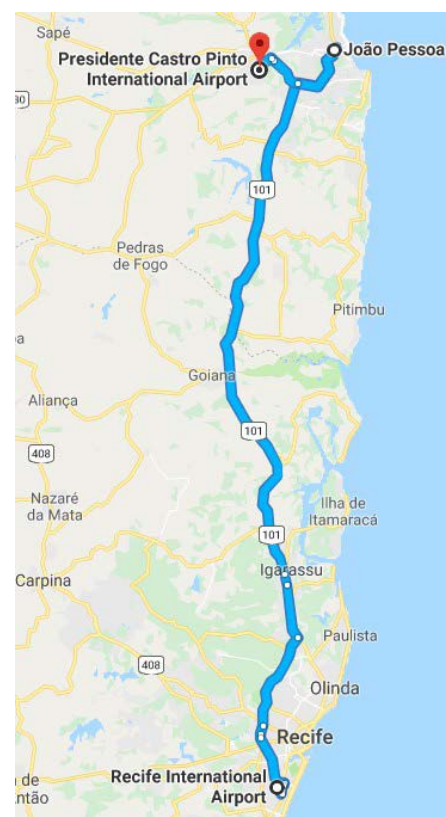
#### DOMESTIC FLIGHTS

Please notice that you have to check-out and check-in your luggage, when you change from international to domestic flights in Brazil. Your luggage is not forwarded automatically to your connection flight.

#### INTERNET & MOBILE NETWORKS

Mobile data is extremely expensive in Brazil therefore we recommend not to use the internet without WiFi connection and to make calls only in emergency cases. Please also see the WiFi offer under item 5.4.

<b>Time Zone:</b>	America/Sao Paulo timezone (UTC -3)
<b>Climate:</b> (November)	Season with the least average precipitation Average temperature 26° / Humidity 66%
<b>Language:</b>	Brazilian Portugese
<b>Electricity:</b>	Standard electrical voltage in Paraíba is 220 V AC / 60 Hz Power sockets are of type N, this socket also works with plug C
<b>Currency:</b>	Brazilian Real / R\$
<b>Vaccination:</b>	Routine vaccination recommended (Hepatitis A, Hepatitis B, Typhoid fever, Tetanus and Diphtheria) No danger of yellow fever in Paraíba



#### EAT & DRINK

Brazil claims to be the number one Barbeque nation of South America, but besides there are more exotic dishes to experience. The traditional “*Moqueca*” is must. “*Cachaça*” is best known as ingredient for caipirinhas, which is the national cocktail. As a sweet treat you should try the “*Brigadeiros*”. These little balls are made of condensed milk and cacao powder covered with coconut flakes or chocolate sprinkles.



#### JOÃO PESSOA

João Pessoa is a city with about 770,000 inhabitants and is located on the Atlantic coast, in the northeast of Brazil. It has beautiful beaches with little restaurants and bars at the coast that are nice to visit. The people are very friendly and helpful but please keep in mind that most of them don't know English.

Find more information about the country on our **website**.



## 4.2. Entry Information / Visa

It may be necessary to apply for a visa to be allowed to enter the country. Please find the visa regulations of your respective country **here**.

### APPLY FOR A VISA

To apply for a visa, please follow the instructions of the ministry of foreign affairs. Click **here** to see the instructions. If you need a visa please be reminded that you have to verify your liquidity with a bank statement of the last three months and at least EUR 60 per day of stay.




Your passport has to be valid for a minimum of six months after your entry to Brazil. You have to have a verification of your booked hotel and your flight to exit the country. Failure to do so may result in delays and possibly a fine when leaving Brazil.

## 4.3. Hotel Recommendation

Like every year BRP-Rotax is recommending hotels to you. Rooms are blocked for our guests and will be offered for a special price.


### HARDMAN PRAIA HOTEL

Book your room **here**. / Use the code: Rotax



### NORD HOTELS CHAIN (Carbo Branco & Tambau area recommended)

Book your room **here**. / Use the code: ROTAX2018



## 4.3. Shuttle Service



We will offer shuttles from the airport to your hotel as well as to the Welcome Party and the Driver's Party. Throughout the week we offer shuttles also from the hotel to the race track and back. Those shuttles will offer various departure time to respect your needs.

**Be aware that there are only a few parking spaces and that the main road (parallel to the beach) in front of your hotels is closed from 6 pm - 8.30 pm.**

Book your shuttle **here**.







## 5. SERVICES

### 5.1. Rotax Club

Also this year we will offer you and your guests special services in the ROTAX CLUB. The club area provides a perfect view over the entire race track of Paladino to miss not a single scene. Enjoy the race while we do everything to make the Grand Finals the most convenient event.

**GRAND FINALS**  
**ROTAX®**  
**CLUB**



#### OPENING HOURS

Sunday, Nov. 25th  
until Saturday, Dec. 1st, 2018

Daily from 8.30 am – 5.00 pm

#### OUR EXCLUSIVE BENEFITS

- Welcome present
- Gourmet lunch buffet & snacks during the day
- Drinks (coffee / non-alcoholic drinks / selected alcoholic drinks)
- Comfortable lounge area
- Free WIFI
- Air condition & bowling area
- Live race coverage on TV screens

#### TICKETS PRICES

##### PLATINUM PASS

7 days (Sunday – Saturday)  
EUR 495,00 / ticket\*

(This year: one additional day included)

##### GOLD PASS

2 days (Friday – Saturday)  
EUR 430,00 / ticket\*

#### Note:

*Tickets are only available through authorised Rotax distributors! For more information please contact your national distributor!*





## 5.2. Merchandising Shop

Opening hours:

Sat., Nov. 24<sup>th</sup> - Fr., Nov. 30<sup>th</sup>

8.30 am - 5 pm

Sat., Dec 1<sup>st</sup>

8.30 am - 4.30 pm

VAI,  
RAC  
VAI!



**Limited Grand Finals Event Edition**  
**exclusively available at the Grand Finals**  
**merchandising shop.**



## 5.3. Rental Cars



We recommend to use the shuttle service, but those who prefer to drive on their own can use the local car rental service M3.

**minus 10%**

**Use the code: ROTAX18**

Find every offer **here**.

## 5.4. Prepaid Phonecards

Claro is one of the biggest telecommunications companies in north and south america that is constantly striving for new developments in technology. Its strict standards lead to high customer satisfaction and global reputation.

**2GB + free WhatsApp usage**  
**R\$ 17,-**

For the participants of the Rotax MAX Challenge Grand Finals in Brazil 2018, taking place from Nov. 24th - Dec. 01st, 2018, Claro is offering prepaid cards at a price of R\$17; his card is valid for two weeks and includes 2G data and free WhatsApp Usage. There will be a sales point at the ace track Paladino where you can extend /recharge your prepaid Claro cards. They can also be extended / recharged anywhere at supermarkets, gas stations, etc.





ROTAX MAX CHALLENGE GRAND FINALS

**printh24**

I D E A S S T O R E

**OFFICIAL PHOTOGRAPHER**

**EXCLUSIVE PHOTO SERVICE 2018**

**2 Posters**



**Album with 8  
photos inside**



**Exclusive USB  
Card with 20  
shots in high  
resolution**



**ONLY 120 €**

**Mail: [printh24srls@gmail.com](mailto:printh24srls@gmail.com)**

**Tel: +39 0541 967318**







## 6. PARTIES

### 6.1. Welcome Party

Date: Sunday, November 25, 2018

Start: 07.00 pm

Location: Paço dos Leões (Lions Palace)

**Registration via Rotax Global App. No access to the parties without appropriate wristbands.**



#### ADDRESS

Avenida João Cirilo da Silva  
s/n – Altiplano  
João Pessoa - PB, 58046-005  
Brazil

#### PROGRAM

07.00 pm Entrance and Welcome  
07.30 pm Finger Food Dinner  
08.30 pm Team Contest  
09:45 pm MOJO Tyre  
Changing Contest  
QUALIFYING

**We recommend to use the shuttle service also for the parties.**

### 6.2. Drivers Party

Date: Saturday, December 01, 2018

Start: 08:00 pm

Location: Centro de Convenções de João Pessoa

#### ADDRESS

Rodovia PB-008  
Km 5 s/n - Polo Turístico Cabo Branco  
João Pessoa - PB, 58000-000  
Brazil

#### PROGRAM

08:00 pm Welcome drink  
08.30 pm Show Act  
09:00 pm Buffet Style Dinner with Entertainment  
10:00 pm Mojo Tyre Changing Contest - FINALS  
10:30 pm Award Ceremonies  
11:00 pm Disco





## 7. CONTEST

### 7.1. Team Contest

The Rotax Grand Finals is not just about winning but it is also about the people. In the ROTAX team contest we make out the most special team. Dress up, be creative and represent your team as well as your country in the most impressive way!

The team pictures will be posted on the **Rotax Kart Facebook** for the official voting.

#### SCORING POINTS FOR

- Number of Facebook votes
- Complete driver team
- Do drivers wear their team overalls
- Do the other team members wear special team clothing
- Extraordinary ideas for team presentation

#### PRESENTATION

Date: Sunday, November 25, 2018  
Start: 08.30 pm  
Location: Paço dos Leões



**Registration under:**

[www.eva-ems.com/brp1](http://www.eva-ems.com/brp1)  
Password: TCGF2018

### 7.2. MOJO Tyre Contest

You know how to change tyres without any tools or lubricants? And you think you can do it faster than anybody else? You said YES three times, then you should take part in the MOJO tyre changing contest!

#### QUALIFYING

Everyone who enters can participate and set a qualifying time. No pre-registration needed.

Date: Sunday, November 25, 2018  
Start: 09:45 pm  
Location: Paço dos Leões

#### FINALS

The top five from the qualifying will compete against each other to finally crown the world's fastest tyre changer.

Date: Saturday, December 01, 2018  
Start: 10:00 pm  
Location: Centro de Convenções de João Pessoa







## 8. PARTNER & SPONSORS

### 8.2. Olho do Tempo

Here it is all about respect and diversity and aims for a continuous education of children, young people and families. The message: work for your dreams and put into practice what you have learned.

Ohlo de Tempo – Escola Viva is a non-profit association with OSCIP certification. It's conceived as an educational alternative. Children and young people learn about protecting the nature, about themselves and what it means to be a collective being. Today, the school develops activities and projects which are offered to 130 children and adolescents, between the ages of 6 & 17.

BRP-Rotax is supporting this special project - we invite you to do the same! Your contribution can be given at the Drivers Party.

**Website:**

<http://www.olhodotempo.org.br/>



### 8.3. Thank you to our Partners & Sponsors!







## 9. FOLLOW THE RACE

### 9.1. Draft Time Schedule (Overview)

Please note that our binding and actual time schedule is available in the Rotax Global App. You will be informed about changes in the schedule via push-notifications.

<b>Saturday (Nov 24th)</b>			<b>Sunrise: 4:52</b>
Track opens		08:00	
Drivers registration	All	08:30	16:00
Scrutineering	All	09:30	16:30
Track closes			17:00
<b>Sunday ( Nov 25th)</b>			<b>Sunrise: 4:52</b>
Track opens		08:00	
Late drivers registration		08:15	09:30
Scrutineering late drivers		08:15	10:00
Team picture (teams)		10:00	10:30
Briefing for drivers, entrants and mechanichs		10:45	11:00
Kart raffle		11:15	11:35
Kart raffle		11:40	12:00
Kart raffle		12:05	12:35
Kart raffle		12:40	13:10
Kart raffle		13:15	13:45
Kart raffle		13:50	14:20
Handout hardware		11:15	14:50
Mounting tires		11:15	16:50
Drivers briefing			
	MIC / MIN	13:35	14:00
	JUN	14:05	14:30
	SEN	14:35	15:00
	DD2M	15:05	15:30
	DD2	15:35	16:00
Track closes			17:30
WELCOME PARTY ( PAÇO DOS LEÕES)		19:00	



<b>Monday (Nov 26th)</b>			<b>Sunrise: 4:52</b>
Track opens		06:30	
Non qualifying practice 1 - 15 min	All	07:05	10:56
BREAK		10:38	10:48
Non qualifying practice 2 - 8 min	All	10:48	13:56
LUNCH BREAK		13:11	13:56
Non qualifying practice 3 - 8 min	All	13:56	16:19
Drivers briefing	All	16:34	17:44
Track closes			18:30
<b>Tuesday ( Nov 27th)</b>			<b>Sunrise: 4:52</b>
Track opens		07:00	
Non qualifying practice 4 - 8 min	All	07:45	10:23
Driver registration	E Kart	08:00	09:00
Scrutineering	E Kart	08:20	09:20
General briefing	E Kart	10:00	10:30
BREAK		10:08	10:23
Non qualifying practice 5 - 8 min	All	10:23	13:21
LUNCH BREAK		12:46	13:21
Non qualifying practice 6 - 8 min	All	13:34	15:39
Non qualifying practice 1 - 8 min	E Kart	15:44	15:52
Drivers briefing	All	16:07	17:17
Drivers briefing	E Kart	17:22	17:52
Track closes			18:30
<b>Wednesday ( Nov 28th)</b>			<b>Sunrise: 4:52</b>
Track opens		06:45	
Non qualifying practice 7 - 8 min	All	07:15	09:51
Non qualifying practice 2 - 8 min	E Kart	09:43	09:51
BREAK		09:51	10:01
Qualifying - 8 min	All	10:09	12:27
Non qualifying practice 3 - 8 min	E Kart	12:19	12:27
LUNCH BREAK		12:27	12:57
Qualifying heats	All	13:00	16:21
Non qualifying practice 4 - 8 min	E Kart	16:13	16:21
Drivers briefing (to be confirmed)		16:23	17:33
Drivers briefing (to be confirmed)	E Kart	17:38	17:48
Track closes			18:00



Thursday (Nov 29th)			Sunrise: 4:52
Track opens		06:30	
Warm-up	All	07:15	09:38
BREAK		09:38	09:45
Qualifying heat 2	All	09:58	13:19
Non qualifying practice 5	E Kart	13:11	13:19
LUNCH BREAK		13:19	13:49
Qualifying heat 3	Except Mic/ Min	13:57	16:32
Qualifying	E Kart	16:46	16:56
Drivers briefing		17:06	18:16
Drivers briefing (to be confirmed)	E Kart	18:21	18:31
Track closes			19:00
Friday (Nov 30th)			Sunrise: 4:52
Track opens		06:45	
Warm-up	E Kart + All	07:33	09:51
BREAK		09:51	10:03
Pre-Final A	All	10:21	12:56
Qualifying heat	E Kart	13:01	13:11
LUNCH BREAK		13:11	13:41
Pre-Final B	Except Mic/ Min	13:54	15:44
Pre-Final	E Kart	15:49	15:59
Drivers briefing		16:14	17:24
Drivers briefing (to be confirmed)	E Kart	17:29	17:39
Return of equipment			18:30
Track closes			19:00
Saturday (Dec 1st)			Sunrise: 4:53
Track opens		07:00	
Warm-up	E Kart + All	07:43	09:09
Drivers parade + drivers picture	All	09:25	11:25
BREAK		11:25	11:45
Final	E Kart	12:00	12:10
Final	MIC	12:25	12:45
Final	MIN	13:00	13:20
Final	JUN	13:35	14:00
Final	SEN	14:15	14:40
Final	DD2M	15:55	15:20
Final	DD2	15:35	16:00



Saturday (Dec 1st)			
Prize giving ceremony	All	16:50	17:35
return of equipment	All	14:00	19:00
Track closes	All		19:00
DRIVERS PARTY (CONVENTION CENTER)	All	20:00	
FINAL MOJO CONTEST	All	22:00	
AWARD CEREMONY	All	22:30	
DISCO	All	23:00	02:00